































## **Concert Brass 2 Installation - Mac (Using UnRarX)**

**Make sure you have at least 41GB of space where you intend to download your library. (Space for the downloads and the following extraction of the downloads)**

**Download all .rar files from your download list.**

**By default, you will need to download the files manually. However, you can try "Free Download Manager" as long as you are running OS 10.9 or newer. If you wish to use this download manager, you can download it [HERE](#). PLEASE NOTE that we do not provide any assistance for this manager. We just provide it to you as a possible easier way to download so many files. Try going online for the many tutorials available for this application's use and installation.**

**IMPORTANT: Make sure that all of the .rar files are exactly the same size except the last one. If this is not the case, then some kind of error has occurred during the download process.**

 Concert_Brass_2.part01.rar	681.6 MB
 Concert_Brass_2.part02.rar	681.6 MB
 Concert_Brass_2.part03.rar	681.6 MB
 Concert_Brass_2.part04.rar	681.6 MB
 Concert_Brass_2.part05.rar	681.6 MB
 Concert_Brass_2.part06.rar	681.6 MB
 Concert_Brass_2.part07.rar	681.6 MB
 Concert_Brass_2.part08.rar	681.6 MB
 Concert_Brass_2.part09.rar	681.6 MB
 Concert_Brass_2.part10.rar	681.6 MB
 Concert_Brass_2.part11.rar	681.6 MB
 Concert_Brass_2.part12.rar	681.6 MB
 Concert_Brass_2.part13.rar	681.6 MB
 Concert_Brass_2.part14.rar	681.6 MB
 Concert_Brass_2.part15.rar	681.6 MB
 Concert_Brass_2.part16.rar	681.6 MB
 Concert_Brass_2.part17.rar	681.6 MB
 Concert_Brass_2.part18.rar	681.6 MB
 Concert_Brass_2.part19.rar	681.6 MB
 Concert_Brass_2.part20.rar	681.6 MB
 Concert_Brass_2.part21.rar	681.6 MB
 Concert_Brass_2.part22.rar	681.6 MB
 Concert_Brass_2.part23.rar	681.6 MB
 Concert_Brass_2.part24.rar	681.6 MB
 Concert_Brass_2.part25.rar	681.6 MB
 Concert_Brass_2.part26.rar	681.6 MB
 Concert_Brass_2.part27.rar	681.6 MB
 Concert_Brass_2.part28.rar	681.6 MB
 Concert_Brass_2.part29.rar	681.6 MB
 Concert_Brass_2.part30.rar	58.1 MB

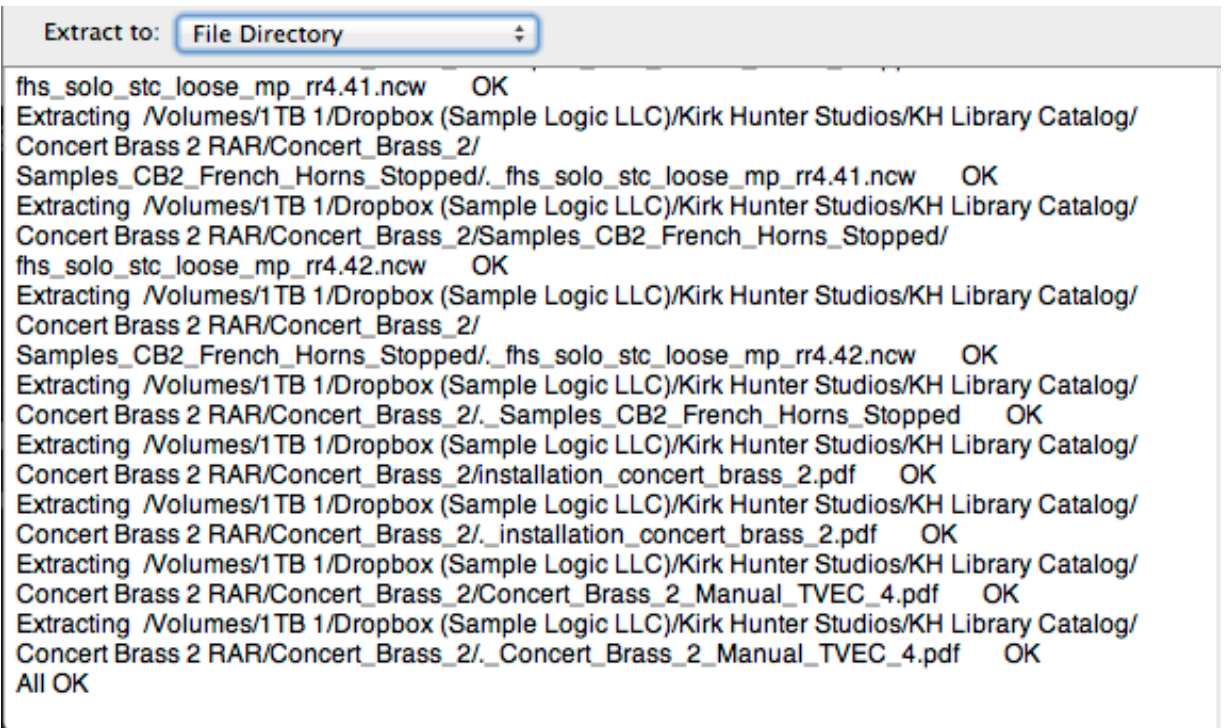
**Now, if you don't already have UnRarX installed on your Mac, then download it by clicking [HERE](#). *Please note that this .zip file also includes Windows OS extraction applications. You do not need these. The ONLY file you will need (once you have unzipped) is the UnRarX application.***

**Unzip the UnRarX\_2.2.zip file. After you have unzipped it, place the UnRarX application into your Applications folder.**

**Now, navigate back where you downloaded all of the Concert Brass 2 .rar files. There should be 30 .rar files in all. Right-click the first file "Concert\_Brass\_2.part01.rar". Then choose "Open With" and then select UnRarX.**



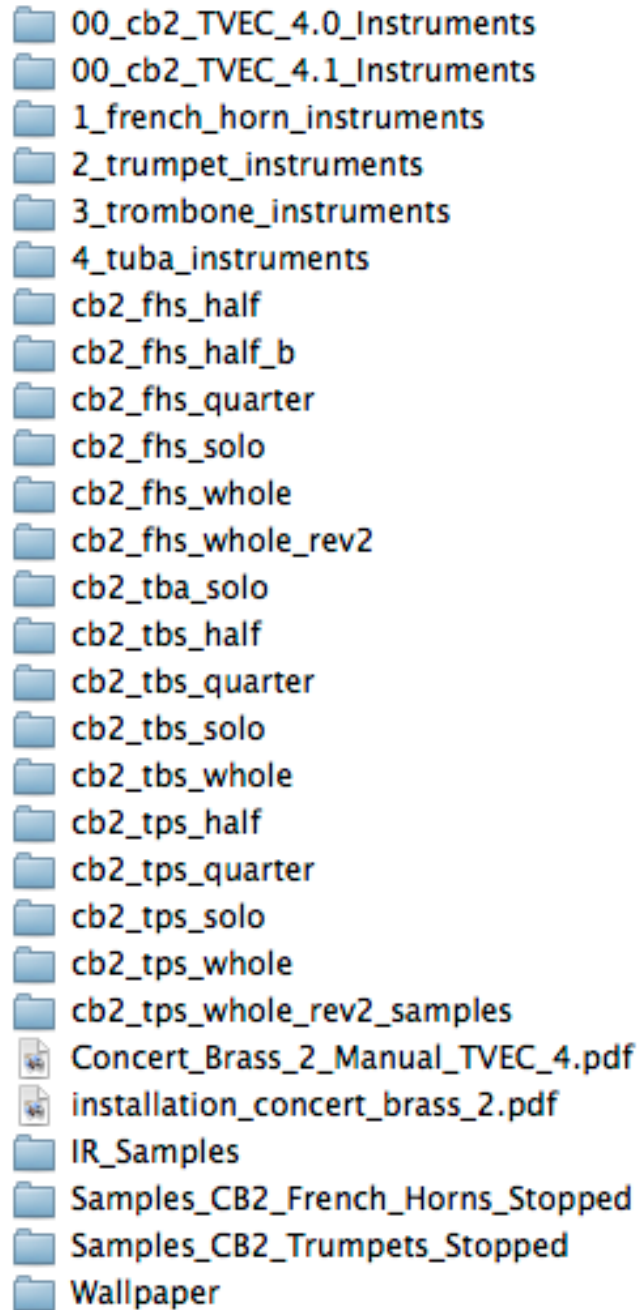
**The files will now automatically start extracting the entire Concert Brass 2 Library. PLEASE NOTE: At the end of extraction, you should receive the message "All OK" from UnRarX. If not, then it is likely that an error occurred during the download of the .rar files.**



**Once the extraction is complete, your Concert Brass 2 Library folder will be located inside the same folder where your Concert Brass 2 .rar files are:**



**Your extracted library should look like the diagram below:**



**You can move your library anywhere you wish. Save the .rar files in the event of losing your extracted library.**

## LOADING INSTRUMENTS IN KONTAKT

**IMPORTANT:** You do NOT need to go through the "Add Library" process for this product. There is no Native Instruments registration necessary.

Any folder with "Instruments" in its name, will contain, whether in its own directory or subdirectories, the .nki files you need to load. ".nki" files are Native Instruments's files that are actually a Kontakt instrument. For example, to load TVEC 4.0 French Horns, go to the following directory, and right-click any .nki file, and open with Kontakt 5.4.1.211 or newer.: (You can also open from within Kontakt's browser. Please familiarize yourself with using Kontakt for this.

